


How to Build a Bug Out Bag That Can Save Your Life

In the event of a natural disaster, a terrorist attack, or any other event that disrupts the normal functioning of society, having a bug out bag can mean the difference between life and death.



Bug Out Bags For Survival: How To Build A Bug Out Bag To Help You Survive Any Grid Down Disaster

by Damian Martin

★★★★☆ 4 out of 5

Language : English
File size : 115 KB
Text-to-Speech : Enabled
Screen Reader : Supported
Enhanced typesetting: Enabled
Word Wise : Enabled
Print length : 28 pages
Lending : Enabled



A bug out bag is a portable kit that contains essential supplies that you need to survive. It should be easy to carry and contain enough supplies to last for at least three days.

What to Include in Your Bug Out Bag

The specific items that you include in your bug out bag will vary depending on your individual needs and circumstances. However, there are some essential items that everyone should include:

- **Water:** One gallon of water per person per day is a good starting point.
- **Food:** Non-perishable food items that are easy to eat, such as granola bars, energy bars, and canned goods.
- **First aid kit:** A basic first aid kit should include bandages, antiseptic wipes, pain relievers, and any other essential medical supplies.
- **Flashlight:** A flashlight is essential for finding your way around in the dark.
- **Radio:** A battery-powered radio will allow you to stay informed about the situation and receive emergency alerts.
- **Whistle:** A whistle can be used to signal for help.
- **Multi-tool:** A multi-tool is a versatile tool that can be used for a variety of tasks, such as cutting, prying, and opening cans.
- **Cash:** In the event of a disaster, ATMs and credit card machines may not be working. It is a good idea to have some cash on hand.
- **Personal hygiene items:** Toothbrush, toothpaste, toilet paper, and hand sanitizer.
- **Clothing:** A change of clothes, including a hat and gloves.
- **Shelter:** A tarp or tent can provide shelter from the elements.

How to Pack Your Bug Out Bag

Once you have gathered all of your supplies, it is important to pack them properly. Your bug out bag should be easy to carry and organized so that you can quickly find what you need.


Here are a few tips for packing your bug out bag:

- Use a backpack or duffel bag that is the right size for your needs.
- Pack heavy items on the bottom and lighter items on top.
- Organize your supplies into categories, such as food, water, first aid, and clothing.
- Make sure that your bag is waterproof and easy to carry.

Where to Store Your Bug Out Bag

Your bug out bag should be stored in a place where you can easily access it in the event of an emergency. It is also a good idea to have a backup bug out bag stored in your car.

Having a bug out bag is an essential part of being prepared for any disaster. By following the tips in this article, you can build a bug out bag that can help you survive any grid down situation.



Bug Out Bags For Survival: How To Build A Bug Out Bag To Help You Survive Any Grid Down Disaster

by Damian Martin

★★★★☆ 4 out of 5

Language : English

File size : 115 KB

Text-to-Speech : Enabled

Screen Reader : Supported

Enhanced typesetting : Enabled


Word Wise : Enabled

Print length : 28 pages

Lending : Enabled


FREE

DOWNLOAD E-BOOK



High Lonesome: A Literary Journey into the Heart of the American South

<p>Hannah weaves a intricate tapestry of relationships that explore the complexities of human connection. The protagonist, Cornelius Suttree, is a enigmatic figure...



Unravel the Secrets of the Supernatural Realm: "Creatures of Subterfuge: Books of Ascension"

Immerse Yourself in the Enigmatic World of the Supernatural Prepare to be captivated by "Creatures of Subterfuge: Books of Ascension,"...