


How to Scout Effectively: The Ultimate Guide to Preparing Defensive Practices

As a defensive coach, one of the most important things you can do to prepare your team for success is to scout the opposing offense effectively. By understanding their tendencies, strengths, and weaknesses, you can develop a game plan that will help you shut them down.



DEFENSIVE SCOUTING TECHNIQUES: HOW TO SCOUT EFFECTIVELY THE OPPOSING OFFENSE TO PREPARE DEFENSIVE PRACTICES AND DEFENSIVE GAME'S PLANS by Baby Professor

★★★★★ 5 out of 5

Language	: English
File size	: 30719 KB
Text-to-Speech	: Enabled
Screen Reader	: Supported
Enhanced typesetting	: Enabled
Word Wise	: Enabled
Print length	: 146 pages
Lending	: Enabled
Hardcover	: 287 pages
Item Weight	: 12.26 pounds
Dimensions	: 6.14 x 0.69 x 9.21 inches



But scouting an offense is not as simple as just watching a few game films. There is a lot of information to gather and analyze, and it can be difficult to know where to start.

That's why we've put together this comprehensive guide to scouting the opposing offense. We'll cover everything you need to know, from the basics of scouting to more advanced techniques.

The Basics of Scouting

The first step to scouting the opposing offense is to gather as much information as you can. This includes:

- Game films
- Statistics
- Injury reports
- Depth charts
- Coaching tendencies

Once you have gathered all of this information, you need to start to analyze it. This means identifying the offense's tendencies, strengths, and weaknesses.

Tendencies

An offense's tendencies are the things that they do most often. This can include things like:

- Their favorite formations
- Their most common running plays
- Their most common passing plays
- Their tendencies on third down

- Their tendencies in the red zone

Identifying an offense's tendencies is important because it allows you to predict what they are going to do next. This can give you a big advantage on defense.

Strengths

An offense's strengths are the things that they do well. This can include things like:

- A strong running game
- A prolific passing game
- A talented quarterback
- A skilled wide receiver corps
- A dominant offensive line

It is important to be aware of an offense's strengths so that you can develop a game plan that will neutralize them.

Weaknesses

An offense's weaknesses are the things that they struggle with. This can include things like:

- A weak running game
- An inconsistent passing game
- A struggling quarterback

- An inexperienced wide receiver corps
- A below-average offensive line

Identifying an offense's weaknesses is important because it allows you to develop a game plan that will exploit them.

Advanced Scouting Techniques

Once you have mastered the basics of scouting, you can start to use more advanced techniques. These techniques can help you gain even more insight into the opposing offense.

Film Study

Film study is one of the most important scouting techniques. By watching game films, you can see exactly what the opposing offense does well and what they struggle with.

When watching film, pay close attention to the following:

- The offense's formations
- The offense's running plays
- The offense's passing plays
- The offense's tendencies on third down
- The offense's tendencies in the red zone

You can also use film study to identify the opposing offense's strengths and weaknesses.

Statistical Analysis

Statistical analysis is another valuable scouting technique. By analyzing statistics, you can get a better understanding of the opposing offense's production.

When analyzing statistics, pay close attention to the following:

- The offense's total yards per game
- The offense's passing yards per game
- The offense's rushing yards per game
- The offense's points per game
- The offense's turnover ratio

You can also use statistical analysis to identify the opposing offense's strengths and weaknesses.

Depth Chart Analysis

Depth chart analysis is a good way to get a better understanding of the opposing offense's personnel.

When analyzing a depth chart, pay close attention to the following:

- The starting lineup
- The backups
- The injured players

You can also use depth chart analysis to identify the opposing offense's strengths and weaknesses.

Coaching Tendencies Analysis

Coaching tendencies analysis is a good way to get a better understanding of the opposing offense's philosophy.

When analyzing coaching tendencies, pay close attention to the following:

- The offense's play calling
- The offense's tempo
- The offense's use of substitutions

You can also use coaching tendencies analysis to identify the



DEFENSIVE SCOUTING TECHNIQUES: HOW TO SCOUT EFFECTIVELY THE OPPOSING OFFENSE TO PREPARE DEFENSIVE PRACTICES AND DEFENSIVE GAME'S PLANS


by Baby Professor

★★★★★ 5 out of 5

Language	: English
File size	: 30719 KB
Text-to-Speech	: Enabled
Screen Reader	: Supported
Enhanced typesetting	: Enabled
Word Wise	: Enabled
Print length	: 146 pages
Lending	: Enabled
Hardcover	: 287 pages
Item Weight	: 12.26 pounds
Dimensions	: 6.14 x 0.69 x 9.21 inches


FREE

DOWNLOAD E-BOOK



High Lonesome: A Literary Journey into the Heart of the American South

<p>Hannah weaves a intricate tapestry of relationships that explore the complexities of human connection. The protagonist, Cornelius Suttree, is a enigmatic figure...



Unravel the Secrets of the Supernatural Realm: "Creatures of Subterfuge: Books of Ascension"

Immerse Yourself in the Enigmatic World of the Supernatural Prepare to be captivated by "Creatures of Subterfuge: Books of Ascension,"...