

The Ultimate Guide to Implementing The Project Mathew Dowling

The Project Mathew Dowling is a comprehensive project management framework that can help you to successfully plan, execute, and close your projects. It is based on the principles of Agile project management, and it provides a flexible and adaptable approach that can be tailored to the specific needs of your project.



Implementing the project by Mathew Dowling

★★★★☆ 4.2 out of 5

Language	: English
File size	: 440 KB
Text-to-Speech	: Enabled
Screen Reader	: Supported
Enhanced typesetting	: Enabled
Word Wise	: Enabled
Print length	: 61 pages



Benefits of Implementing The Project Mathew Dowling

There are many benefits to implementing The Project Mathew Dowling, including:

- **Improved project planning:** The Project Mathew Dowling provides a structured approach to project planning that helps you to identify and mitigate risks, define project scope, and develop a realistic project schedule.

- **Increased project visibility:** The Project Mathew Dowling provides real-time visibility into project progress, so that you can track progress and make adjustments as needed.
- **Enhanced team collaboration:** The Project Mathew Dowling encourages team collaboration by providing a shared platform for communication and document sharing.
- **Improved project outcomes:** The Project Mathew Dowling helps you to deliver projects on time, within budget, and to the desired quality.

How to Implement The Project Mathew Dowling

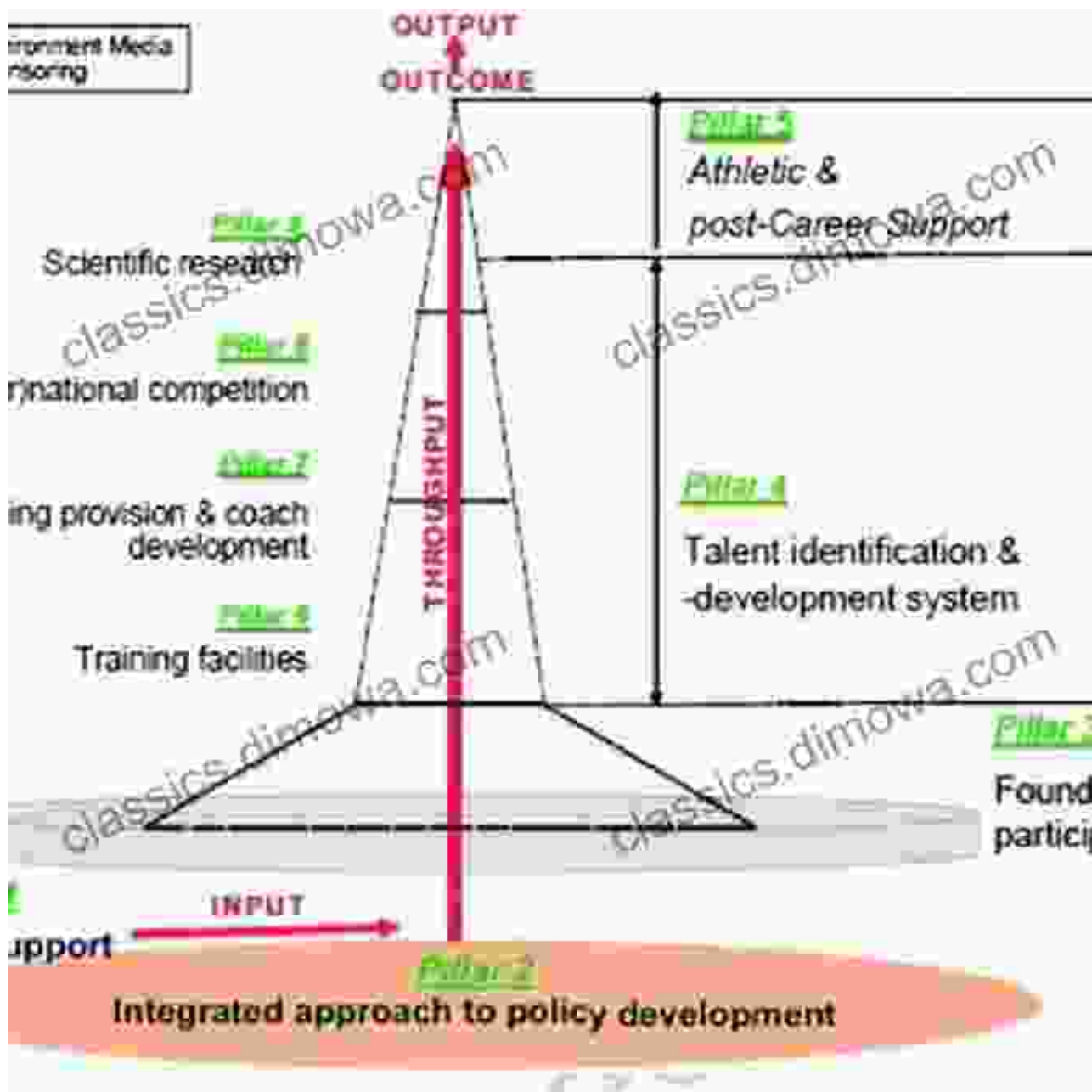
Implementing The Project Mathew Dowling is a four-step process:

1. **Planning:** The first step is to plan your project. This includes defining the project scope, objectives, and schedule. You should also identify the resources that you will need to complete the project.
2. **Execution:** Once you have planned your project, you can begin to execute it. This involves following the project schedule, tracking progress, and making adjustments as needed.
3. **Monitoring:** Throughout the project, you should monitor progress and make sure that the project is on track. This includes tracking key performance indicators (KPIs), such as budget and schedule.
4. **Closing:** Once the project is complete, you should close it out. This includes documenting the project results, lessons learned, and recommendations for future projects.

The Project Mathew Dowling is a powerful project management framework that can help you to successfully plan, execute, and close your projects. By

following the steps outlined in this guide, you can implement The Project Mathew Dowling and achieve the benefits that it offers.

To learn more about The Project Mathew Dowling, visit the official website at <https://www.projectmathewdowling.com/>.




Implementing the project by Mathew Dowling

★★★★☆ 4.2 out of 5




Language : English
File size : 440 KB
Text-to-Speech : Enabled
Screen Reader : Supported
Enhanced typesetting : Enabled
Word Wise : Enabled
Print length : 61 pages



High Lonesome: A Literary Journey into the Heart of the American South

<p>Hannah weaves a intricate tapestry of relationships that explore the complexities of human connection. The protagonist, Cornelius Suttree, is a enigmatic figure...



Unravel the Secrets of the Supernatural Realm: "Creatures of Subterfuge: Books of Ascension"

Immerse Yourself in the Enigmatic World of the Supernatural Prepare to be captivated by "Creatures of Subterfuge: Books of Ascension,"...