


Your Car Camping Guide to Scenic Beauty, the Sounds of Nature, and an Escape from Daily Life

Are you longing for an escape from the hustle and bustle of everyday life? Do you crave the peace and tranquility of the great outdoors? If so, then car camping is the perfect adventure for you.

Car camping is a great way to experience the beauty of nature without having to hike or backpack into the wilderness. You can simply drive your car to a campground, set up your tent, and enjoy the surroundings. And with so many campgrounds located throughout the United States, you're sure to find one that's perfect for you.



Best Tent Camping: Georgia: Your Car-Camping Guide to Scenic Beauty, the Sounds of Nature, and an Escape from Civilization by Baldev Bhatia

★★★★☆ 4.6 out of 5

Language : English
File size : 31798 KB
Text-to-Speech : Enabled
Screen Reader : Supported
Enhanced typesetting: Enabled
Word Wise : Enabled
Print length : 297 pages



One of the best things about car camping is that it's accessible to everyone. Whether you're a seasoned camper or a first-timer, you can easily enjoy

this fun and rewarding activity. And with a little planning, you can make sure that your car camping trip is a safe and enjoyable one.

Choosing a Campground

The first step in planning your car camping trip is to choose a campground. There are many different campgrounds to choose from, so it's important to do your research and find one that's right for you.

Here are a few things to consider when choosing a campground:

- **Location:** Where do you want to camp? Do you want to be near a lake, a river, or a mountain? Do you want to be in a secluded area or a more developed campground?
- **Amenities:** What amenities are important to you? Do you need a shower? A flush toilet? A camp store? Many campgrounds offer a variety of amenities, so it's important to find one that has what you need.
- **Fees:** How much does it cost to camp at the campground? Some campgrounds are free, while others charge a fee. The fee will usually vary depending on the amenities that are offered.

Once you've considered these factors, you can start narrowing down your choices. You can use the internet to research campgrounds in your area, or you can contact your local forest service or park ranger for recommendations.

Packing for Your Trip

Once you've chosen a campground, it's time to start packing for your trip. Here are a few essential items that you'll need:

- **Tent:** A tent is essential for car camping. It will provide you with shelter from the elements and a place to sleep.
- **Sleeping bag:** A sleeping bag will keep you warm at night. Choose a sleeping bag that is rated for the climate you'll be camping in.
- **Sleeping pad:** A sleeping pad will provide you with extra cushioning and insulation. It will also help to keep you warm at night.
- **Camp chairs:** Camp chairs are a great way to relax and enjoy the outdoors. They're also great for sitting around the campfire.
- **Camp stove:** A camp stove will allow you to cook food and boil water. Choose a stove that is easy to use and will meet your cooking needs.
- **Campfire gear:** If you're planning on building a campfire, you'll need to bring some firewood. You'll also need a lighter or matches to start the fire.
- **Food and water:** Be sure to bring plenty of food and water for your trip. You'll also want to bring some snacks and drinks to enjoy around the campfire.
- **First aid kit:** A first aid kit is essential for any camping trip. It will contain basic supplies to treat minor injuries.
- **Flashlight or headlamp:** A flashlight or headlamp will be helpful for getting around at night. It's also a good idea to bring extra batteries.
- **Insect repellent:** Insect repellent will help to keep mosquitoes and other insects away. Choose a repellent that is effective and safe to use.
- **Sunscreen:** Sunscreen will protect your skin from the sun's harmful rays. Choose a sunscreen that has an SPF of 30 or higher.

In addition to these essential items, you may also want to bring some other items, such as a book, a game, or a musical instrument. You may also want to bring a camera to capture the beautiful scenery.

Setting Up Your Camp

Once you arrive at your campground, it's time to set up your camp. Here are a few tips for setting up your camp:

- **Choose a level spot:** Choose a level spot to set up your tent. This will help to keep your tent from rolling around in the wind.
- **Clear the area:** Clear the area of any rocks, sticks, or other debris. This will help to prevent damage to your tent.
- **Assemble your tent:** Assemble your tent according to the manufacturer's instructions. Be sure to stake your tent securely to the ground.
- **Set up your sleeping area:** Lay down your sleeping bag and sleeping pad in your tent. You may also want to put down a ground cloth to help protect your sleeping bag from the dirt.
- **Set up your camp stove:** Set up your camp stove in a safe location. Be sure to follow the manufacturer's instructions for use.
- **Gather firewood:** If you're planning on building a campfire, gather some firewood. Be sure to only gather dead wood that is lying on the ground.


Once you've set up your camp, you can relax and enjoy the great outdoors. Take some time to explore the area, go for a hike, or simply sit around the campfire and enjoy the peace and tranquility.

Car Camping Safety

Car camping is a safe and enjoyable activity, but there are a few things you can do to ensure your safety:

- **Let someone know where you're going:** Before you go camping, let someone know where you're going and when you expect to return. This way, someone will know where to look for you if you don't return as expected.
- **Be aware of your surroundings:** Pay attention to your surroundings and be aware of any potential hazards. Be careful of wildlife, fires, and other campers.
- **Store your food properly:** Store your food in a bear-proof container or in your car. This will help to prevent animals from getting into your food.
- **Be careful with fire:** If you're building a campfire, be sure to follow the campfire rules and regulations. Never leave a campfire unattended.
- **Don't drink and drive:** If you've been drinking, don't drive. Designate a sober driver or stay at the campground overnight.

Car camping is a great way to experience the beauty of nature and escape from the daily grind. With a little planning and preparation, you can make sure that your car camping trip is a safe and enjoyable one.



Best Tent Camping: Georgia: Your Car-Camping Guide to Scenic Beauty, the Sounds of Nature, and an Escape from Civilization by Baldev Bhatia


★★★★☆ 4.6 out of 5

Language : English

File size : 31798 KB


Text-to-Speech : Enabled

Screen Reader : Supported
Enhanced typesetting: Enabled
Word Wise : Enabled
Print length : 297 pages



High Lonesome: A Literary Journey into the Heart of the American South

<p>Hannah weaves a intricate tapestry of relationships that explore the complexities of human connection. The protagonist, Cornelius Suttree, is a enigmatic figure...



Unravel the Secrets of the Supernatural Realm: "Creatures of Subterfuge: Books of Ascension"

Immerse Yourself in the Enigmatic World of the Supernatural Prepare to be captivated by "Creatures of Subterfuge: Books of Ascension,"...